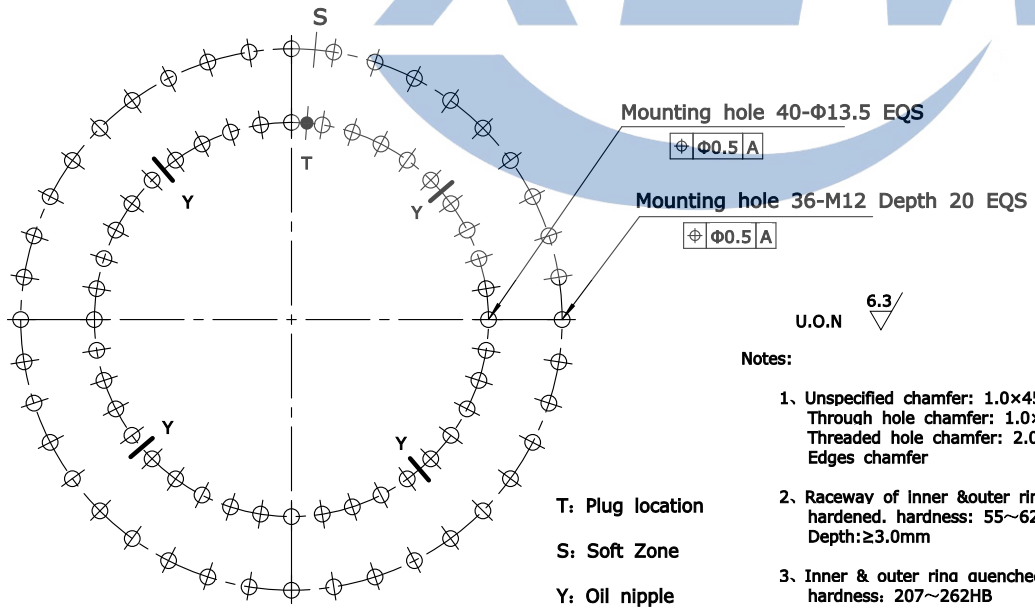
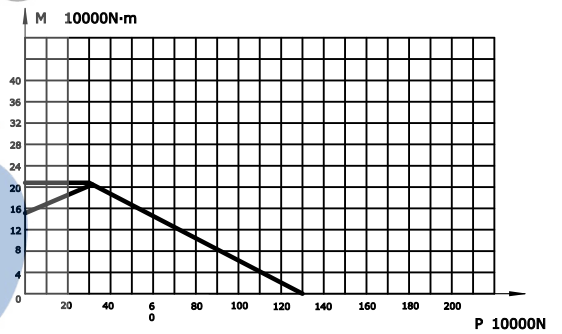
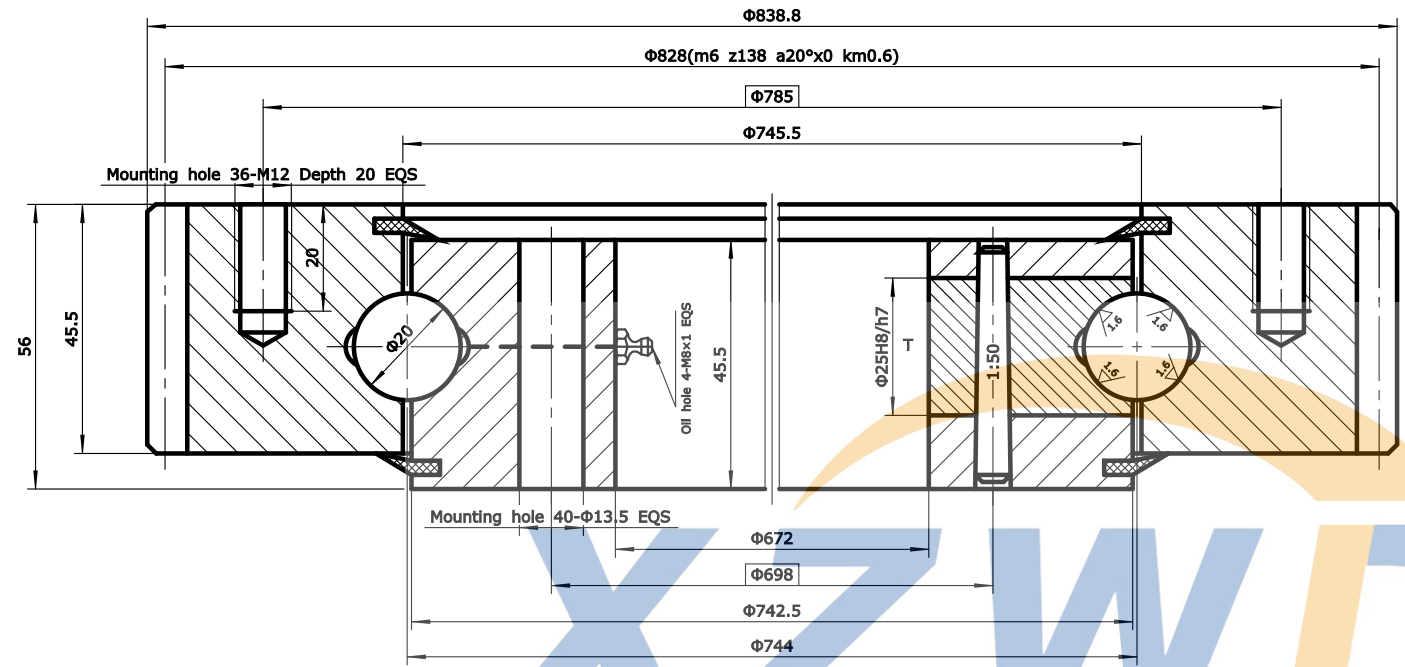


Module	m	6
Teeth no.	z	138
Teeth pressure angle	α	20°
Modification coefficients	x	0
Reduction coefficients	km	0.6
Precision(GB10095-88)		10
Average base tangent length and deviation	W	286.15 -0.39 -0.67
Spanned tooth count.	k	16
Base tangent length change tolerances	FW	0.16



- U.O.N ∇ 6.3
- Notes:
1. Unspecified chamfer: 1.0×45°
Through hole chamfer: 1.0×45°
Threaded hole chamfer: 2.0×45°
Edges chamfer
 2. Raceway of inner & outer ring Induction hardened. hardness: 55~62HRC
Depth: ≥3.0mm
 3. Inner & outer ring auenched & tempered, hardness: 207~262HB
 4. Radial clearance: 0.06~0.30 mm
Axial clearance: 0.06~0.30 mm

T: Plug location
S: Soft Zone
Y: Oil nipple

08	HG/T2811	Seals	NBRI-3	W17	2	
07	GB117-76	Pin	CN45	Φ8×40	1	
06		Plug	CN45	Φ25	1	
05	JB/T7940.7	Oil nipple	Component	M8×1	4	
04	GB/T699	Inner ring	50Mn		1	
03	GB/T308	Ball	GCr15	19.844	96±1	
02	HG/T2349	Spacer	Nylon	D20	96±1	
01	GB/T699	Outer ring	50Mn		1	
No.	Standard	Component	Material	Model	Qty	Remark

		Model	WD-061.20.0744	Drawing		Weight	59kg
		Name	Slewing Bearing	Qty		Scale	
		Material	50Mn	Total 1 page		the 1st page	
Design	Standard	 XUZHOU WANDA SLEWING BEARING CO.,LTD Fax: +86 516 83309366 Fax: +86 516 83915766 http://www.slew-bearing.com					
Check							
Process	Approve						
Date							